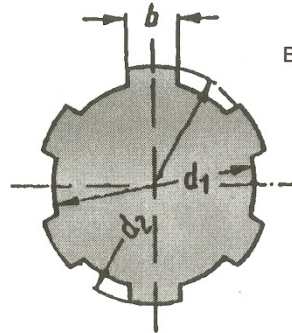
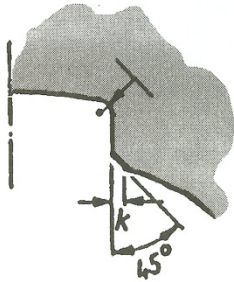
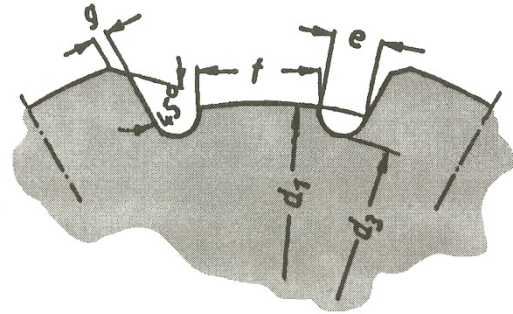


METRIC PARALLEL SPLINE SHAFT CONNECTIONS - DIN 5462 (in mm)

A Spline bore profile



B Spline shaft profile



The flank of each key must be parallel to the inside diameter d' as far as to the point of intersection.

Details left unspecified are to be designed as appropriate

Dimensions of a spline bore profile A having the nominal dimensions 8 x 32 x 36: Spline bore profile A 8 x 32 x 38 DIN 5462

Designation of a spline shaft profile B having the nominal dimensions 8 x 46 x 54: Spline shaft profile B 8 x 46 x 54 DIN 5463

- 1) Internal centering is not possible for all profiles when producing spline shaft profiles by the hobbing process.
- 2) These values have been calculated on the basis that the spline shaft profiles are produced by the hobbing process
- 3) Tolerances for inside diameter d_1 , outside diameter d_2 , and key width b should be stated
- 4) The old symbol should no longer be used for new construction and remains in force only for the transition period.



90 Bissel Street

Joliet, IL 60432

phone 800.876.7216

fax 815.723.9207

METRIC PARALLEL SPLINE SHAFT CONNECTIONS - DIN 5462 (in mm)

Nominal dimensions		No. of Keys	Centering	d1	d2	b	D3	e2	f	g	K	r	
New symbol Number of keys inside diameter outside diam.	Old symbol inside diam. Outside diam. width of key												
6 x 23 x 26	23 x 46 x 6	6	interior	23	26	6	22.1	1.3	3.54	0.3	0.3	0.2	
6 x 26 x 30	26 x 30 x 6		centering	26	30	6	24.6	1.8	3.85	0.3	0.3	0.2	
6 x 28 x 32	28 x 32 x 7				28	32	7	26.7	1.8	4.03	0.3	0.3	0.2
8 x 32 x 36	32 x 36 x 6	8	interior	32	36	6	30.4	1.9	2.71	0.4	0.4	0.3	
8 x 36 x 40	36 x 40 x 7		of flank	36	40	7	34.5	1.8	3.46	0.4	0.4	0.3	
8 x 42 x 46	42 x 46 x 8		centering	42	46	8	40.4	1.7	5.03	0.4	0.4	0.3	
8 x 46 x 50	46 x 50 x 9				46	50	9	44.6	1.6	5.75	0.4	0.4	0.3
8 x 52 x 58	52 x 58 x 10				52	58	10	49.7	2.7	4.89	0.5	0.5	0.5
8 x 56 x 62	56 x 62 x 10				56	62	10	53.6	2.8	6.38	0.5	0.5	0.5
8 x 62 x 68	62 x 68 x 12				62	68	12	59.8	2.5	7.31	0.5	0.5	0.5
10 x 72 x 78	72 x 72 x 12	10		72	78	12	69.6	2.5	5.45	0.5	0.5	0.5	
10 x 82 x 88	82 x 88 x 12				82	88	12	79.3	2.7	8.62	0.5	0.5	0.5
10 x 92 x 98	92 x 98 x 14				92	98	14	89.4	2.4	10.1	0.5	0.5	0.5
10 x 102 x 108	102 x 108 x 16				102	108	16	99.9	2.3	11.5	0.5	0.5	0.5
10 x 102 x 108	102 x 108 x 18				112	120	18	109	3.2	10.7	0.5	0.5	0.5